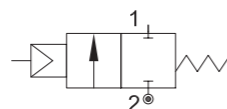

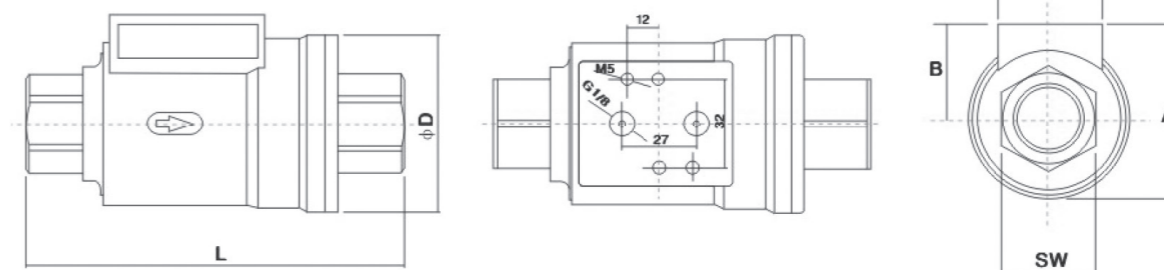


# SERIES CP100

Normally Closed (NC) - Pneumatic Shuttle Valve



## OVERALL DIMENSION



CE

### PRESENTATION

|   |
|---|
| Coaxial valve optimized to ensure high flow control               |
| The design allows high pressure management                        |
| On request available Normally open or double acting version       |
| Universal mounting position                                       |
| Optional EPDM sealing version for steam and hot water application |

### VALVE FEATURES

|                     |                                |
|---------------------|--------------------------------|
| FLUID PRESSURE      | Max 16bar                      |
| CONTROL PRESSURE    | 3 - 8bar                       |
| CONTROL FLUID       | Neutral gas, Air               |
| BODY MATERIAL       | AISI 304                       |
| SEAL                | FKM                            |
| FLUID               | Water, oils and neutral fluids |
| FLUID TEMPERATURE   | -20°C to +150°C                |
| AMBIENT TEMPERATURE | -20°C to +80°C                 |
| CONTROL TYPE        | Normally closed                |

|            |                     |
|------------|---------------------|
| CONNECTION | Threaded (BSP, NPT) |
|------------|---------------------|

|     |  |
|-----|--|
| USE | Drinks Filling Machinery, Textile printing & Dyeing, Gas industry, Pharmacy & Medical Equipment, Chemical industry, Disinfection, Frothing Equipment, Water management |
|-----|--|

| CODE       | THREADED CONNECTION | DN [mm] | PILOT PRESSURE [bar] | MAX PRESSURE [bar] | A [mm] | D [mm] | SW [mm] | B [mm] | L [mm] | WEIGHT [kg] |
|------------|---------------------|---------|----------------------|--------------------|--------|--------|---------|--------|--------|-------------|
| CP100CGV10 | G3/8"               | DN10    | 3 - 8                | 16                 | 56     | 46     | 22      | 33     | 98     | 0.80        |
| CP100DGV15 | G1/2"               | DN15    | 3 - 8                | 16                 | 61     | 52     | 26.5    | 35     | 112    | 1.00        |
| CP100EGV20 | G3/4"               | DN20    | 3 - 8                | 16                 | 72     | 64     | 32      | 40     | 135    | 1.50        |
| CP100FGV25 | G1"                 | DN25    | 3 - 8                | 16                 | 78     | 69     | 41      | 43     | 143    | 1.92        |
| CP100GGV32 | G1 1/4"             | DN32    | 3 - 8                | 16                 | 94     | 86     | 50      | 51     | 165    | 3.06        |
| CP100HGV40 | G1 1/2"             | DN40    | 3 - 8                | 16                 | 104    | 96     | 56      | 56     | 180    | 3.76        |
| CP100IGV50 | G2"                 | DN50    | 3 - 8                | 16                 | 116    | 108    | 70      | 62     | 207    | 5.71        |