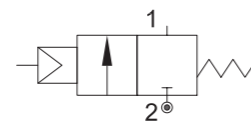
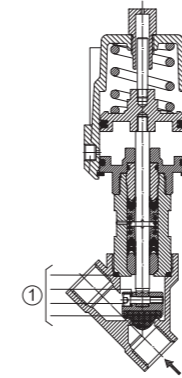


SERIES P152

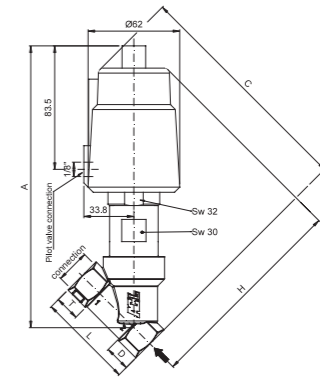
2 way proportional angle seat valve pneumatically operated



MAINTENANCE KIT



OVERALL DIMENSION



PRESENTATION

High flow rate due to the angle seat configuration
Anti-water hammer feature with the fluid entry below the seat
Stainless steel and corrosion resistance body
Orientable pneumatic actuator
Self adjusting internal seal
Optical position indicator
Back pressure resistance capability
Maintenance free sealing pack
Accurated flow control
Universal mounting position

VALVE FEATURES

FLUID TEMPERATURE	-40°C +180°C
AMBIENT TEMPERATURE	-10°C +80°C
FLUID VISCOSITY	max 600 cSt
BODY MATERIAL	Stainless steel AISI 316
SEAL	PTFE
PACKING GLAND	PTFE/FKM

CONNECTION	from 1/2" to 1" GAS or NPT
------------	----------------------------

USE	Automation, heating, water, hot water, steam (180°C), aggressive and food fluid
-----	---

PILOT ACTUATOR FEATURES

FLUID	Dry or lubricated air, gases and neutral fluids
FLUID TEMPERATURES	max +60°C
BODY MATERIAL	Stainless steel AISI 316
GASKETS	NBR
ACTUATOR	Ø50

CODE	CONNECTION GAS - NPT	ORIFICE [mm]	KV m ³ /h	ACTUATOR PILOT PRESSURE [bar]		DIFFERENTIAL PRESSURE MOPD [bar]		MAX ALLOWABLE PRESSURE PS [bar]	WEIGHT [kg]
				MIN.	MAX.	MIN.	MAX.		
P152D...W15/V	1/2"	15	70				16		1.6
P152E...W20/V	3/4"	20	110	0	8	0	10	40	1.7
P152F...W25/V	1"	25	130				10		2.1

Ø = GAS (ISO228/1)
N= NPT (ANSI/ASME B1.20.1)

Ordination example: P152ENW20/V connection 3/4" NPT

CONNECTION GAS or NPT	A [mm]	B [mm]	C [mm]	D [mm]	H [mm]	L [mm]	T [mm]
1/2"	190.6	Ch 27	156	15.4	139.7	65	17
3/4"	190.8	Ch 32	162	21.4	139.8	75	19
1"	200.3	Ch 41	168	25	146.6	90	20.5

