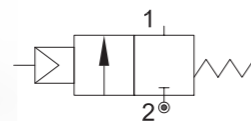


SERIES P270

2 way normally open angle seat valve pneumatically operated



PRESENTATION

High flow rate due to the angle seat configuration
Anti-water hammer feature with the fluid entry below the seat
Stainless steel and corrosion resistance body
Orientable pneumatic actuator
Self adjusting internal seal
Optical position indicator
Back pressure resistance capability
Maintenance free sealing pack
Universal mounting position

VALVE FEATURES

FLUID TEMPERATURE	-40°C +180°C
AMBIENT TEMPERATURE	-10°C +80°C
FLUID VISCOSITY	max 600 cSt
BODY MATERIAL	Stainless steel AISI 316
SEAL	PTFE
PACKING GLAND	PTFE/FKM

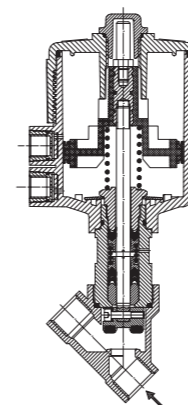
CONNECTION	from 1/2" to 1" GAS or NPT
------------	----------------------------

USE	Automation, heating, water, hot water, steam (180°C), aggressive and food fluid
-----	---

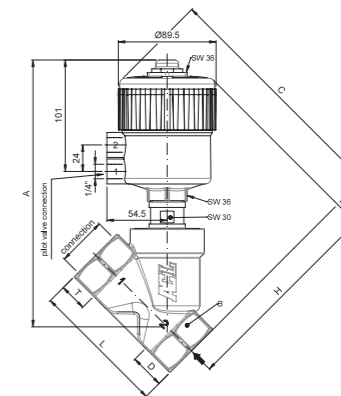
PILOT ACTUATOR FEATURES

FLUID	Dry or lubricated air, gases and neutral fluids
FLUID TEMPERATURES	max +60°C
BODY MATERIAL	Polyamide 66 with 30% glass fibre
GASKETS	NBR
ACTUATOR	Ø70

MAINTENANCE KIT



OVERALL DIMENSION



CODE	CONNECTION GAS - NPT	ORIFICE [mm]	KV m ³ /h	ACTUATOR PILOT PRESSURE [bar]		DIFFERENTIAL PRESSURE MOPD [bar]		MAX ALLOWABLE PRESSURE PS [bar]	WEIGHT [kg]
				MIN.	MAX.	MIN.	MAX.		
P172D...W15/V	1/2"	15	70				16	40	1.4
P172E...W20/V	3/4"	20	130	0	10	0	10		1.5
P172F...W25/V	1"	25	150				10		1.8

⊕ G= GAS (ISO228/1) Ordination example: P172ENW20/V connection 3/4" NPT
N= NPT (ANSI/ASME B1.20.1)



CE Approval
(Pressure equipment directive 2014/68/UE)
for valves P170G_W32 - P170H_W40 - P170L_W50

CONNECTION GAS or NPT	A [mm]	B [mm]	C [mm]	D [mm]	H [mm]	L [mm]	T [mm]
1/2"	206.8	SW 27	178.7	15.4	163.3	65	17
3/4"	211.7	SW 32	188.6	21.9	166.7	75.5	19
1"	220.1	SW 41	197.8	25.1	172.7	90	21
1" 1/4	235.9	SW 50	212.3	28.5	183.8	110	24
1" 1/2	238.9	SW 55	217.0	31.0	186	122	25.2
2"	247.8	SW 70	229.7	37.5	192.2	151	28.5

